



Download ChatterPix kids in the app store




1- select photo from the camera roll to use for your chatterpix.




PicCOLLAGE

BACK CHATTERPIX




2- draw the mouth on your picture, then press the record button.



BACK CHATTERPIX




3-record your message up to 30 seconds






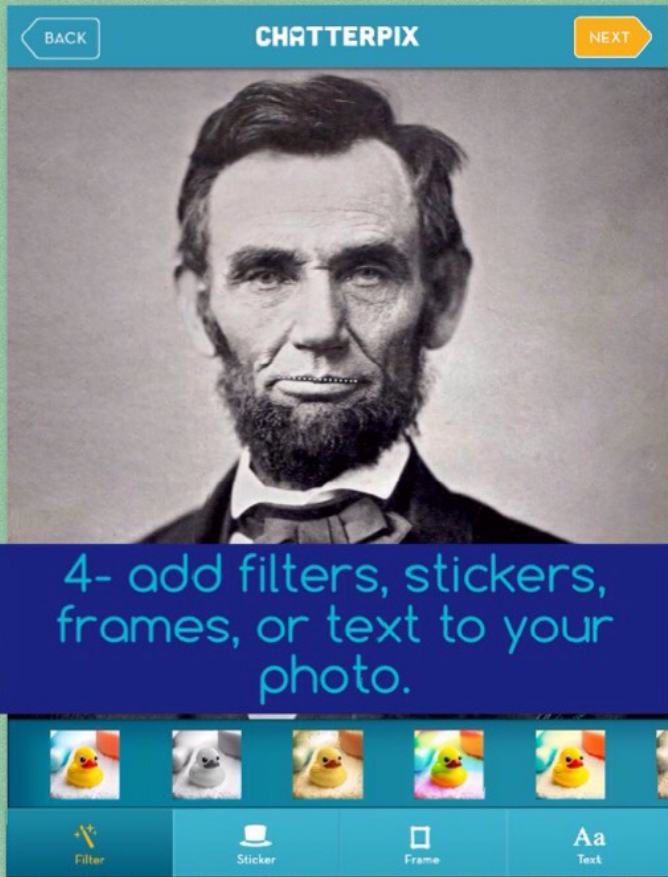
You can draw the mouth again if you want to change its position.

BACK CHATTERPIX NEXT



CHATTER PIX





kelly morgan  
@kmorganteacher

PICCOLLAGE